



illumination design  
SINCE 1972



# TECHNICAL SHEETS

21523-21524-21525-21526






# TECHNICAL SHEETS






MATERIALI / MATERIALS	
Struttura / Frame	Ottone / Brass
Vetro / Glass	Cristallo 24% / 24% Lead Crystal

DATI TECNICI / TECHNICAL DATA		
INFO	EUROPE	USA
Prodotto / Product	Sospensione / Pendant	Sospensione / Pendant
Installazione / Installation	Soffitto / Ceiling	Soffitto / Ceiling
Diametro / Diameter	14 cm.	5,51"
Altezza / Height	14 cm.	5,51"
Cavi Standard / Standard wires	130 cm.	51,18"
Diametro rosone / Canopy diameter	Ø 5x2,5h cm. remote / remote Ø 5x8h cm. con alimentatore / with driver	Ø 1,96"x0,98"h remote Ø 1,96"x3,14"h with driver (plus additional plate Ø 4,72")

SPECIFICHE ELETTRICHE / ELECTRICAL SPECIFICATIONS		
INFO	EUROPE	USA
Alimentazione / Power Supply	220-240V – 50/60Hz	100-120V – 50/60Hz
Specifiche lampade/Bulbs specifications	1x0,8W chip led 4000K (incl. / incl.)	1x0,8W chip led 4000K (incl. / incl.)
Wattaggio massimo / Max wattage	0,8W (135 lumen)	0,8W (135 lumen)
Tensione led / led voltage	24VDC (driver incl. / driver incl.)	24VDC (driver incl. / driver incl.)
Dimmerabilità / Dimmability	On request	On request

OPZIONE DECORI STANDARD / STANDARD FINISHING OPTIONS	Opzioni vetri / Glass options
 cromo / chrome	 trasparente / transparent   bulegoso / bulegoso

PESO E VOLUME / WEIGHT AND VOLUME		
 Peso Netto / Net weight Kg.3,00	 Volume M3 0,015	 Peso Lordo / Gross weight Kg.4,00

--- MADE IN ITALY ---





illumination design  
SINCE 1972



# TECHNICAL SHEETS

21523-21524-21525-21526



# TECHNICAL SHEETS









Codice / Code : 21524/SP – 21526/SP

MATERIALI / MATERIALS	
Struttura / Frame	Ottone / Brass
Vetro / Glass	Cristallo 24% / 24% Lead Crystal

DATI TECNICI / TECHNICAL DATA		
INFO	EUROPE	USA
Prodotto / Product	Sospensione / Pendant	Sospensione / Pendant
Installazione / Installation	Soffitto / Ceiling	Soffitto / Ceiling
Diametro / Diameter	11 cm.	4,33"
Altezza / Height	11 cm.	4,33"
Cavi Standard / Standard wires	130 cm.	51,18"
Diametro rosone / Canopy diameter	Ø 5x2,5h cm. remote / remote Ø 5x8h cm. con alimentatore / with driver	Ø 1,96"x0,98"h remote Ø 1,96"x3,14"h with driver (plus additional plate Ø 4,72")

SPECIFICHE ELETTRICHE / ELECTRICAL SPECIFICATIONS		
INFO	EUROPE	USA
Alimentazione / Power Supply	220-240V – 50/60Hz	100-120V – 50/60Hz
Specifiche lampade/Bulbs specifications	1x0,8W chip led 4000K (incl. / incl.)	1x0,8W chip led 4000K (incl. / incl.)
Wattaggio massimo / Max wattage	0,8W (135 lumen)	0,8W (135 lumen)
Tensione led / led voltage	24VDC (driver incl. / driver incl.)	24VDC (driver incl. / driver incl.)
Dimmerabilità / Dimmability	On request	On request

OPZIONE DECORI STANDARD / STANDARD FINISHING OPTIONS	Opzioni vetri / Glass options
 cromo / chrome	 trasparente / transparent   bulegoso / bulegoso

PESO E VOLUME / WEIGHT AND VOLUME		
 Peso Netto / Net weight Kg.1,50	 Volume M3 0,015	 Peso Lordo / Gross weight Kg.2,50

--- MADE IN ITALY ---